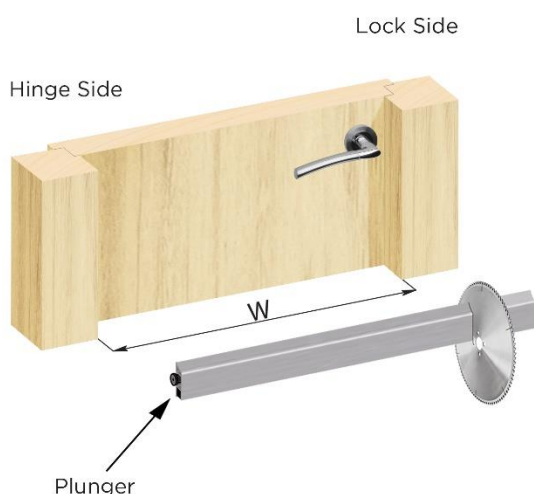


### Step 1:

- The drop seal should be fitted to the closing face (door stop face as per diagram) and is surface mounted. No preparation to the door leaf is necessary other than drilling pilot holes to receive seal fixings.



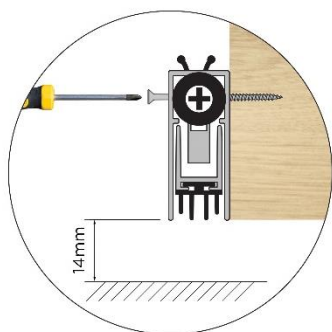
### Step 2:

- Measure total door width (W).
- Cut Concealex profile to length:  $W - 12\text{mm}$  (-0mm/+2mm) **ensuring the cut is from the lock side of the door. (Not Plunger Side)**
- Max cut 150mm.

### Step 3:

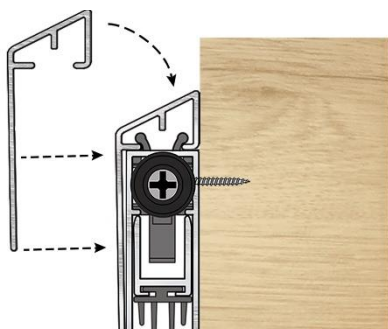


- Remove cover plate with a screw driver.



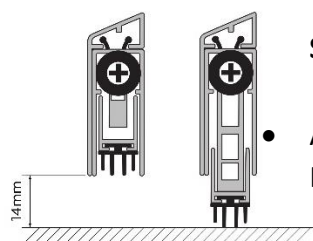

### Step 4:

- Align the Concealex with the bottom of the door as per diagram and screw in place.



### Step 5:

- Click on front cover and insert endcaps.



### Step 6:

- Adjust plunger to suit Underdoor gap using a Phillips screwdriver.