

Please select your  
needed spec [Door]  
handing + slave spec]

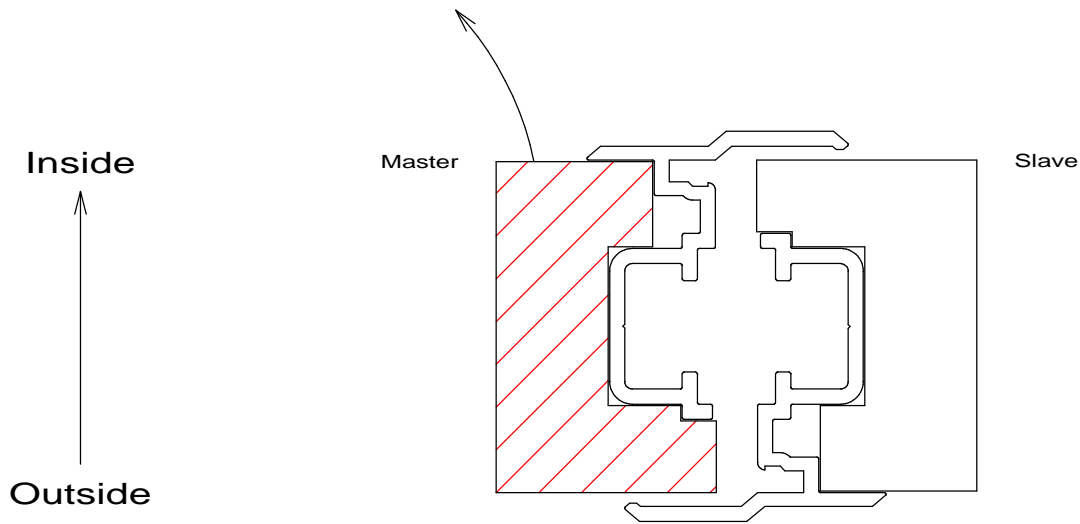
Left hand  
[L/H]

Right hand  
[R/H]

Inward opening

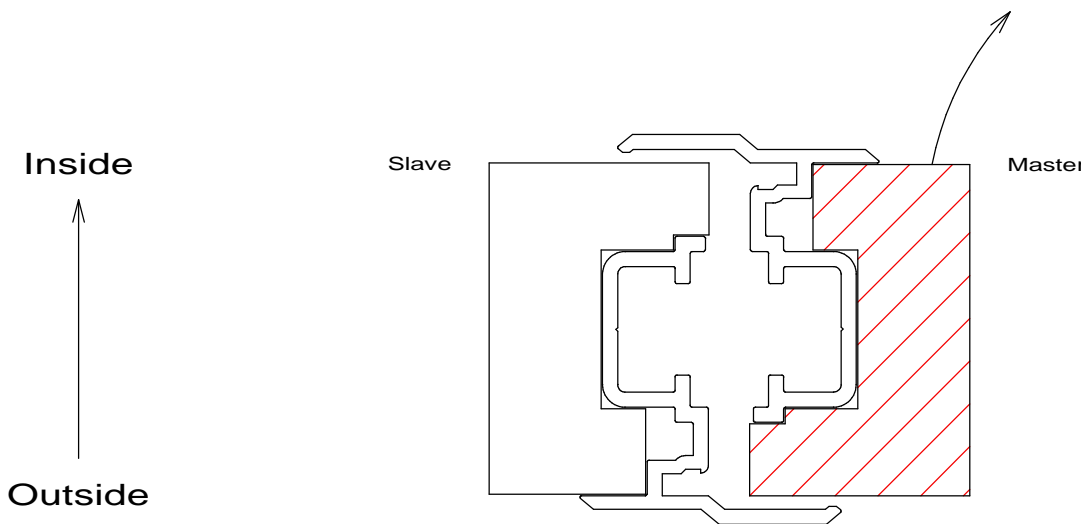


L/H open in



MASTER BAR IS \*WHITE\*  
Slave bar is \*colour\*

R/H open in

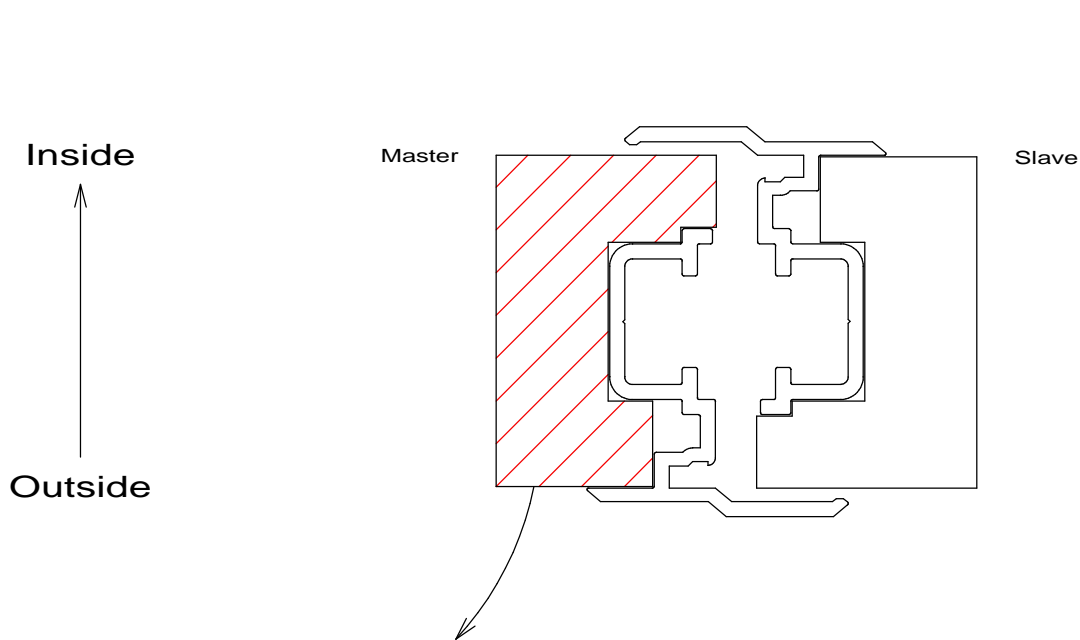


MASTER BAR IS \*WHITE\*  
Slave bar is \*colour\*

Outward opening

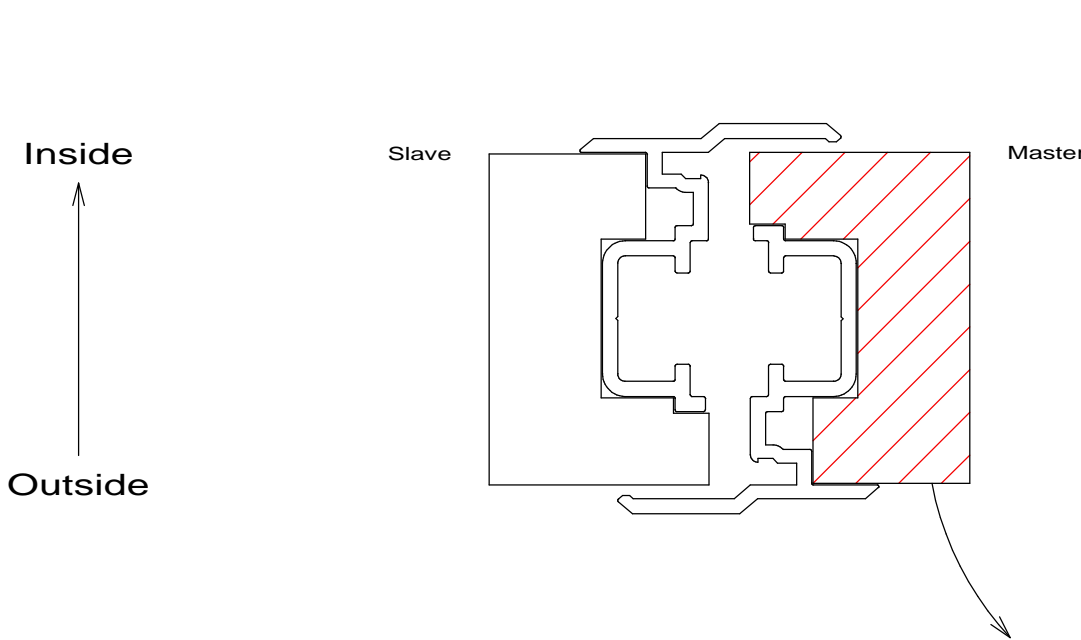


L/H open out



MASTER BAR IS \*COLOUR\*  
Slave bar is \*white\*

R/H open out



MASTER BAR IS \*COLOUR\*  
Slave bar is \*white\*

Pair spec:

FAB [1x handle]  
FGTE [2x handle]  
HERITAGE

DRAWING No  
[Cust. no.] - [proj no.] - [prod. type] - [dwg no.]

APPROVED  
XX

SCALE  
1:1

ORIGINAL DRAW DATE  
28/06/17

DRAWN  
SBG

TOLERANCE  
XX

DATE OF LAST REV.  
25/03/19

CODE  
Rebated door edge handed guide v.6 - customer release version

DESCRIPTION  
Guide for rebated lock edges [highlighted door is master]



Mountpleasant, Dundalk, Ireland  
Telephone (353/42) 9371244  
Fax (353/42) 9371221